


Friction Disc Installation Guide

Step 1



Always ensure that the bellhousing is thoroughly cleaned before fitting a new clutch

Step 2




Apply only the EXEDY supplied grease to the hub splines on the friction disc

Step 3




Slide the friction disc onto the input shaft

Step 4




Wipe away any excess grease

Step 5



Ensure all excess grease is removed from both sides of the spline hub

Step 6



Lightly lubricate the input shaft, quill and clutch release bearing fork with EXEDY supplied grease

Issued: 08/03/2012 CR